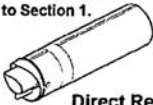
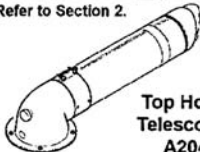
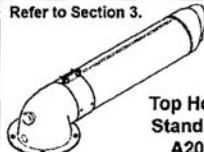

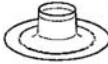




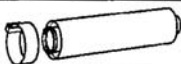




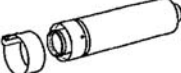



Flue Systems		
<p>Refer to Section 1.</p>  <p>Direct Rear Telescopic Flue A2043500</p>	<p>Refer to Section 2.</p>  <p>Top Horizontal Telescopic Flue A2043600</p>	<p>Refer to Section 3.</p>  <p>Top Horizontal Standard Flue A2043400</p>
 <p>Vertical Concentric Flue 2000460480</p>	 <p>Flat Roof Weather Collar 2000460478</p>  <p>Pitched Roof Weather Collar 2000460479</p>	 <p>Ridge Tile Terminal A2043800</p>  <p>Available from REPCO ROOF TILES LTD</p>
<p>Refer to Section 4.</p> <p>Vertical Concentric Flue 60/100</p>		 <p>Flue Adaptor A2024600</p>

Flue components Ø60/100	Direct	Top telescopic	Top standard	Vertical
0.5m Pt No. 2000460481 1m Pt No. 2000460482 2m Pt No. 2000460483 incl. securing collar 	X	✓	✓	✓
45° Elbow Pt No. 2000460485 (pack of 2) 	X	✓	✓	✓
87° Elbow Pt No. 2000460484 	X	✓	✓	✓
Vertical flue adaptor Pt No. A2024600 	X	✓	✓	✓
Sliding sleeve Pt No. 2000460487 	X	-	-	✓
Telescopic extension Pt No. 2036900 incl. securing collar 	X	-	-	✓
Fixing bracket Pt No. 2000460486 100 Ø 	X	✓	✓	✓